



# Winton Motor Raceway

## Round 2 : March 12 - 14



ASBK.COM.AU f t i y

Date: 13/03/21  
 Event: R03G  
 Weather: Cloudy / windy - Temp: 28.0C  
 Track: Dry - Temp: 32.6C

### Race 1 - Red Flag

Started at: 16:26:01  
 Laps: 6  
 Starters: 19  
 Printed at: 18:35

## PROVISIONAL CLASSIFICATION

Pos	No	Name	Machine	Laps	Race Time	Behind Leader	Behind Prev	Fastest Lap	On Lap
1	26	Cameron SWAIN (QLD) / bLU cRU Yamaha / FIM Oceania / Motul / MA / Pirelli / Ricondi / AGV	Yamaha YZF-R15	3	5:21.887			1:44.786	2
2	42	Riley NAUTA (QLD) / bLU cRU Yamaha / FIM Oceania / Motul / MA / Pirelli / Ricondi / AGV	Yamaha YZF-R15	3	5:26.514	4.627	4.627	1:46.373	3
3	65	Nate O'NEILL (QLD) / bLU cRU Yamaha / FIM Oceania / Motul / MA / Pirelli / Ricondi / AGV	Yamaha YZF-R15	3	5:26.882	4.995	.368	1:46.822	2
4	35	Varis FLEMING (VIC) / bLU cRU Yamaha / FIM Oceania / Motul / MA / Pirelli / Ricondi / AGV	Yamaha YZF-R15	3	5:27.394	5.507	.512	1:46.646	2
5	72	Levi RUSSO (NSW) / bLU cRU Yamaha / FIM Oceania / Motul / MA / Pirelli / Ricondi / AGV	Yamaha YZF-R15	3	5:30.067	8.180	2.673	1:47.189	2
6	41	Hudson THOMPSON (NSW) / bLU cRU Yamaha / FIM Oceania / Motul / MA / Pirelli / Ricondi / AGV	Yamaha YZF-R15	3	5:30.452	8.565	.385	1:46.368	2
7	14	Harrison WATTS (QLD) / bLU cRU Yamaha / FIM Oceania / Motul / MA / Pirelli / Ricondi / AGV	Yamaha YZF-R15	3	5:30.787	8.900	.335	1:47.167	2
8	27	Toby JAMES (VIC) / bLU cRU Yamaha / FIM Oceania / Motul / MA / Pirelli / Ricondi / AGV	Yamaha YZF-R15	3	5:31.005	9.118	.218	1:46.659	2
9	68	Ryan LARKIN (VIC) / bLU cRU Yamaha / FIM Oceania / Motul / MA / Pirelli / Ricondi / AGV	Yamaha YZF-R15	3	5:31.726	9.839	.721	1:47.304	3
NC	66	Lachlan MOODY (QLD) / bLU cRU Yamaha / FIM Oceania / Motul / MA / Pirelli / Ricondi / AGV	Yamaha YZF-R15	2	3:48.823	13.469		1:49.962	2
NC	12	Nikolas LAKUSIC (QLD) / bLU cRU Yamaha / FIM Oceania / Motul / MA / Pirelli / Ricondi / AGV	Yamaha YZF-R15	2	3:52.265	16.911	3.442	1:51.694	2
NC	48	Valentino KNEZOVIC (NSW) / bLU cRU Yamaha / FIM Oceania / Motul / MA / Pirelli / Ricondi / AGV	Yamaha YZF-R15	2	3:53.407	18.053	1.142	1:52.875	2
NC	33	Jack FAVELLE (NSW) / bLU cRU Yamaha / FIM Oceania / Motul / MA / Pirelli / Ricondi / AGV	Yamaha YZF-R15	2	3:54.654	19.300	1.247	1:54.348	2
NC	93	Tate McCLURE (VIC) / bLU cRU Yamaha / FIM Oceania / Motul / MA / Pirelli / Ricondi / AGV	Yamaha YZF-R15	2	3:55.384	20.030	.730	1:52.392	2
NC	13	Marcus HAMOD (NSW) / bLU cRU Yamaha / FIM Oceania / Motul / MA / Pirelli / Ricondi / AGV	Yamaha YZF-R15	2	3:59.489	24.135	4.105	1:59.743	1
NC	46	William HUNT (NSW) / bLU cRU Yamaha / FIM Oceania / Motul / MA / Pirelli / Ricondi / AGV	Yamaha YZF-R15	2	3:59.681	24.327	.192	1:54.009	2
NC	40	Oliver SKINNER (TAS) / bLU cRU Yamaha / FIM Oceania / Motul / MA / Pirelli / Ricondi / AGV	Yamaha YZF-R15	2	4:05.513	30.159	5.832	1:57.727	2
NC	18	Elijah ANDREW (NSW) / bLU cRU Yamaha / FIM Oceania / Motul / MA / Pirelli / Ricondi / AGV	Yamaha YZF-R15	2	4:15.822	40.468	10.309	2:03.308	2
DSQ	29	Hayden NELSON (NSW) / bLU cRU Yamaha / FIM Oceania / Motul / MA / Pirelli / Ricondi / AGV	Yamaha YZF-R15	2	3:35.353	.000	-40.469	1:44.769	2


Fastest Lap was 1:44.769 by Hayden NELSON (NSW)

\*\*\* RACE RED FLAGGED DUE TO CRASH OF NO. 29 (H. NELSON) AT TURN 11. RE-START PENDING FOR 3 LAPS WITH GRID BASED ON LAPS COMPLETED WHEN RED FLAGGED \*\*\*

The results are provisional until the end of the time limit for protests and appeals.

  
 Chief Timekeeper - Scott Lang

  
 Race Director - Tom Williams

  
 Clerk of Course - Paul Hinds



www.computime.com.au  
 COMPUTIME RACE TIMING SYSTEMS PTY LTD





# Winton Motor Raceway

## Round 2 : March 12 - 14



ASBK.COM.AU f t i y

Date: 13/03/21  
Event: R03G  
Weather: Cloudy / windy - Temp: 28.0C  
Track: Dry - Temp: 32.6C

### Race 1 - Red Flag


Started at: 16:26:01  
Laps: 6  
Starters: 19  
Printed at: 18:35


### PROVISIONAL LAP TIMES


No	Name	Lap 1	Lap 2	Lap 3
12	Nikolas LAKUSIC (QLD)	2:00.571	<u>1:51.694</u>	
13	Marcus HAMOD (NSW)	<u>1:59.743</u>	1:59.746	
14	Harrison WATTS (QLD)	1:55.008	<u>1:47.167</u>	1:48.612
18	Elijah ANDREW (NSW)	2:12.514	<u>2:03.308</u>	
26	Cameron SWAIN (QLD)	1:50.568	<u>1:44.786</u>	1:46.533
27	Toby JAMES (VIC)	1:56.034	<u>1:46.659</u>	1:48.312
29	Hayden NELSON (NSW)	1:50.584	<u>1:44.769</u>	
33	Jack FAVELLE (NSW)	2:00.306	<u>1:54.348</u>	
35	Varis FLEMING (VIC)	1:53.986	<u>1:46.646</u>	1:46.762
40	Oliver SKINNER (TAS)	2:07.786	<u>1:57.727</u>	
41	Hudson THOMPSON (NSW)	1:55.904	<u>1:46.368</u>	1:48.180
42	Riley NAUTA (QLD)	1:53.381	1:46.760	<u>1:46.373</u>
46	William HUNT (NSW)	2:05.672	<u>1:54.009</u>	
48	Valentino KNEZOVIC (NSW)	2:00.532	<u>1:52.875</u>	
65	Nate O'NEILL (QLD)	1:52.719	<u>1:46.822</u>	1:47.341
66	Lachlan MOODY (QLD)	1:58.861	<u>1:49.962</u>	
68	Ryan LARKIN (VIC)	1:56.392	1:48.030	<u>1:47.304</u>
72	Levi RUSSO (NSW)	1:54.914	<u>1:47.189</u>	1:47.964
93	Tate McCLURE (VIC)	2:02.992	<u>1:52.392</u>	

\*\*\* RACE RED FLAGGED DUE TO CRASH OF NO. 29 (H. NELSON) AT TURN 11. RE-START PENDING FOR 3 LAPS WITH GRID BASED ON LAPS COMPLETED WHEN RED FLAGGED \*\*\*

The results are provisional until the end of the time limit for protests and appeals.

  
Chief Timekeeper - Scott Lang

  
Race Director - Tom Williams

  
Clerk of Course - Paul Hinds



www.computime.com.au  
COMPUTIME RACE TIMING SYSTEMS PTY LTD





# Winton Motor Raceway

## Round 2 : March 12 - 14



ASBK.COM.AU f t i y

Date: 13/03/21  
 Event: R03G  
 Weather: Cloudy / windy - Temp: 28.0C  
 Track: Dry - Temp: 32.6C

### Race 1 - Red Flag

Started at: 16:26:01  
 Laps: 6  
 Starters: 19  
 Printed at: 18:35

### PROVISIONAL SPLIT TIMES

Lap	Split 1	Split 2	Split 3	Split 4	Lap Time	Lap	Split 1	Split 2	Split 3	Split 4	Lap Time
<b>12</b>	<b>Nikolas LAKUSIC (QLD) ( NC)</b>					3	15.890	<b>17.336</b>	<b>35.877</b>	37.659	1:46.762
1	24.801	18.978	37.714	39.078	2:00.571						
2	<b>16.410</b>	18.608	<b>37.632</b>	39.044	<b>1:51.694</b>	<b>40</b>	<b>Oliver SKINNER (TAS) ( NC)</b>				
3	16.502	<b>18.331</b>	37.760	<b>38.973</b>	1:51.566	1	26.588	20.906	<b>39.698</b>	<b>40.594</b>	2:07.786
<b>13</b>	<b>Marcus HAMOD (NSW) ( NC)</b>					2	<b>16.950</b>	<b>19.639</b>	40.177	40.961	<b>1:57.727</b>
1	24.030	19.314	37.690	<b>38.709</b>	<b>1:59.743</b>	3	17.204	19.905	40.324	43.720	2:01.153
2	<b>15.841</b>	26.910	37.923	39.072	1:59.746	<b>41</b>	<b>Hudson THOMPSON (NSW) (6th)</b>				
3	15.914	<b>18.402</b>	<b>37.516</b>	38.819	1:50.651	1	23.448	18.229	36.480	37.747	1:55.904
<b>14</b>	<b>Harrison WATTS (QLD) (7th)</b>					2	<b>15.625</b>	<b>17.524</b>	36.022	<b>37.197</b>	<b>1:46.368</b>
1	22.930	17.980	<b>36.414</b>	37.684	1:55.008	3	16.626	17.633	<b>35.806</b>	38.115	1:48.180
2	<b>15.842</b>	<b>17.539</b>	36.421	<b>37.365</b>	<b>1:47.167</b>	<b>42</b>	<b>Riley NAUTA (QLD) (2nd)</b>				
3	15.866	17.567	36.667	38.512	1:48.612	1	21.982	17.927	35.822	37.650	1:53.381
<b>18</b>	<b>Elijah ANDREW (NSW) ( NC)</b>					2	<b>15.576</b>	17.595	36.556	<b>37.033</b>	1:46.760
1	26.494	21.465	42.728	41.827	2:12.514	3	15.629	<b>17.516</b>	<b>35.672</b>	37.556	<b>1:46.373</b>
2	<b>18.560</b>	<b>20.754</b>	<b>42.562</b>	<b>41.432</b>	<b>2:03.308</b>	<b>46</b>	<b>William HUNT (NSW) ( NC)</b>				
<b>26</b>	<b>Cameron SWAIN (QLD) (1st)</b>					1	26.984	20.940	38.400	<b>39.348</b>	2:05.672
1	20.954	17.282	35.508	36.824	1:50.568	2	<b>16.432</b>	19.714	38.337	39.526	<b>1:54.009</b>
2	<b>15.519</b>	17.260	35.245	<b>36.762</b>	<b>1:44.786</b>	3	16.616	<b>18.535</b>	<b>37.809</b>	42.326	1:55.286
3	15.541	<b>17.238</b>	<b>35.235</b>	38.519	1:46.533	<b>48</b>	<b>Valentino KNEZOVIC (NSW) ( NC)</b>				
<b>27</b>	<b>Toby JAMES (VIC) (8th)</b>					1	25.041	18.964	38.117	<b>38.410</b>	2:00.532
1	23.358	18.597	36.328	37.751	1:56.034	2	17.287	19.238	37.713	38.637	<b>1:52.875</b>
2	<b>15.597</b>	<b>17.587</b>	36.169	<b>37.306</b>	<b>1:46.659</b>	3	<b>16.180</b>	<b>18.104</b>	<b>37.239</b>	39.745	1:51.268
3	16.328	17.726	<b>35.999</b>	38.259	1:48.312	<b>65</b>	<b>Nate O'NEILL (QLD) (3rd)</b>				
<b>29</b>	<b>Hayden NELSON (NSW) (DSQ)</b>					1	21.477	<b>17.178</b>	36.267	37.797	1:52.719
1	20.997	17.287	35.491	36.809	1:50.584	2	15.666	17.201	36.518	<b>37.437</b>	<b>1:46.822</b>
2	<b>15.569</b>	<b>17.286</b>	<b>35.320</b>	<b>36.594</b>	<b>1:44.769</b>	3	<b>15.552</b>	17.306	<b>36.213</b>	38.270	1:47.341
<b>33</b>	<b>Jack FAVELLE (NSW) ( NC)</b>					<b>66</b>	<b>Lachlan MOODY (QLD) ( NC)</b>				
1	24.465	18.830	37.696	39.315	2:00.306	1	23.651	19.464	37.021	38.725	1:58.861
2	<b>15.781</b>	21.429	38.367	<b>38.771</b>	<b>1:54.348</b>	2	<b>16.071</b>	18.262	<b>36.991</b>	<b>38.638</b>	<b>1:49.962</b>
3	16.111	<b>18.555</b>	<b>37.513</b>	39.911	1:52.090	3	16.214	<b>18.221</b>	37.237	39.752	1:51.424
<b>35</b>	<b>Varis FLEMING (VIC) (4th)</b>					<b>68</b>	<b>Ryan LARKIN (VIC) (9th)</b>				
1	22.142	17.861	36.519	37.464	1:53.986	1	23.603	18.628	36.995	<b>37.166</b>	1:56.392
2	<b>15.874</b>	17.415	36.046	<b>37.311</b>	<b>1:46.646</b>	2	<b>15.412</b>	17.760	37.150	37.708	1:48.030
						3	15.713	<b>17.398</b>	<b>36.538</b>	37.655	<b>1:47.304</b>

*Scott Laing*  
 Chief Timekeeper - Scott Laing

*Tom Williams*  
 Race Director - Tom Williams

*Paul Hinds*  
 Clerk of Course - Paul Hinds





# Winton Motor Raceway

## Round 2 : March 12 - 14



ASBK.COM.AU f t i y

Date: 13/03/21  
 Event: R03G  
 Weather: Cloudy / windy - Temp: 28.0C  
 Track: Dry - Temp: 32.6C

### Race 1 - Red Flag

Started at: 16:26:01  
 Laps: 6  
 Starters: 19  
 Printed at: 18:35

### PROVISIONAL SPLIT TIMES

Lap	Split 1	Split 2	Split 3	Split 4	Lap Time	Lap	Split 1	Split 2	Split 3	Split 4	Lap Time
<b>72 Levi RUSSO (NSW) (5th)</b>						1	25.014	19.466	38.855	39.657	2:02.992
1	22.282	18.037	36.843	37.752	1:54.914	2	16.277	18.738	<b>38.054</b>	<b>39.323</b>	<b>1:52.392</b>
2	<b>15.645</b>	17.709	<b>36.141</b>	<b>37.694</b>	<b>1:47.189</b>	3	<b>16.192</b>	<b>18.366</b>	38.186	40.210	1:52.954
3	15.686	<b>17.629</b>	36.728	37.921	1:47.964						

93 Tate McCLURE (VIC) ( NC)

\*\*\* RACE RED FLAGGED DUE TO CRASH OF NO. 29 (H. NELSON) AT TURN 11. RE-START PENDING FOR 3 LAPS WITH GRID BASED ON LAPS COMPLETED WHEN RED FLAGGED \*\*\*

The results are provisional until the end of the time limit for protests and appeals.

*Scott Lang*  
 Chief Timekeeper - Scott Lang

*Tom Williams*  
 Race Director - Tom Williams

*Paul Hinds*  
 Clerk of Course - Paul Hinds



[www.computime.com.au](http://www.computime.com.au)  
 COMPUTIME RACE TIMING SYSTEMS PTY LTD







**Winton Motor Raceway**  
**Round 2 : March 12 - 14**



ASBK.COM.AU f t i y

Date: 13/03/21  
 Event: R03G  
 Weather: Cloudy / windy - Temp: 28.0C  
 Track: Dry - Temp: 32.6C

**Race 1 - Red Flag**

Started at: 16:26:01  
 Laps: 6  
 Starters: 19  
 Printed at: 18:35

**PROVISIONAL FASTEST LAPS SEQUENCE**

Lap	Race Pos	No	Name	Machine	Fastest Lap	On Lap
1	1	26	Cameron SWAIN (QLD)	Yamaha YZF-R15	1:50.568	1
2	1	29	Hayden NELSON (NSW)	Yamaha YZF-R15	1:44.769	2

\*\*\* RACE RED FLAGGED DUE TO CRASH OF NO. 29 (H. NELSON) AT TURN 11. RE-START PENDING FOR 3 LAPS WITH GRID BASED ON LAPS COMPLETED WHEN RED FLAGGED \*\*\*

The results are provisional until the end of the time limit for protests and appeals.

*Scott Lang*  
 Chief Timekeeper - Scott Lang

*Tom Williams*  
 Race Director - Tom Williams

*Paul Hinds*  
 Clerk of Course - Paul Hinds



[www.computime.com.au](http://www.computime.com.au)  
**COMPUTIME RACE TIMING SYSTEMS PTY LTD**





# Winton Motor Raceway

## Round 2 : March 12 - 14



ASBK.COM.AU f t i y

Date: 13/03/21  
 Event: R03G  
 Weather: Cloudy / windy - Temp: 28.0C  
 Track: Dry - Temp: 32.6C

Race 1 - Red Flag


Started at: 16:26:01  
 Laps: 6  
 Starters: 19  
 Printed at: 18:35

### PROVISIONAL LAP SHEET


No	Lap Time	Gap	No	Lap Time	Gap
<b>Lap 1</b>			27	1:46.659	7.340
26	1:50.568		68	1:48.030	9.069
29	1:50.584	.016	66	1:49.962	13.470
65	1:52.719	2.151	12	1:51.694	16.912
42	1:53.381	2.813	48	1:52.875	18.054
35	1:53.986	3.418	33	1:54.348	19.301
72	1:54.914	4.346	93	1:52.392	20.031
14	1:55.008	4.440	13	1:59.746	24.136
41	1:55.904	5.336	46	1:54.009	24.328
27	1:56.034	5.466	40	1:57.727	30.160
68	1:56.392	5.824	18	2:03.308	40.469
66	1:58.861	8.293	<b>Lap 3</b>		
13	1:59.743	9.175	26	1:46.533	
33	2:00.306	9.738	42	1:46.373	4.627
48	2:00.532	9.964	65	1:47.341	4.995
12	2:00.571	10.003	35	1:46.762	5.507
93	2:02.992	12.424	72	1:47.964	8.180
46	2:05.672	15.104	41	1:48.180	8.565
40	2:07.786	17.218	14	1:48.612	8.900
18	2:12.514	21.946	27	1:48.312	9.118
<b>Lap 2</b>			68	1:47.304	9.839
29	1:44.769				
26	1:44.786	.001			
65	1:46.822	4.188			
42	1:46.760	4.788			
35	1:46.646	5.279			
72	1:47.189	6.750			
14	1:47.167	6.822			
41	1:46.368	6.919			

\*\*\* RACE RED FLAGGED DUE TO CRASH OF NO. 29 (H. NELSON) AT TURN 11. RE-START PENDING FOR 3 LAPS WITH GRID BASED ON LAPS COMPLETED WHEN RED FLAGGED \*\*\*

The results are provisional until the end of the time limit for protests and appeals.

  
 Chief Timekeeper - Scott Lang

  
 Race Director - Tom Williams

  
 Clerk of Course - Paul Hinds



www.computime.com.au  
 COMPUTIME RACE TIMING SYSTEMS PTY LTD





# Winton Motor Raceway

## Round 2 : March 12 - 14



ASBK.COM.AU f t i y

Date: 13/03/21  
 Event: R03G  
 Weather: Cloudy / windy - Temp: 28.0C  
 Track: Dry - Temp: 32.6C

### Race 1 - Red Flag

Started at: 16:26:01  
 Laps: 6  
 Starters: 19  
 Printed at: 18:35

### PROVISIONAL LAP CHART

Name	1	2	3	Name
C. SWAIN	26	29	26	C. SWAIN
H. NELSON	29	26	42	R. NAUTA
N. O'NEILL	65	65	65	N. O'NEILL
R. NAUTA	42	42	35	V. FLEMING
V. FLEMING	35	35	72	L. RUSSO
L. RUSSO	72	72	41	H. THOMPSON
H. WATTS	14	14	14	H. WATTS
H. THOMPSON	41	41	27	T. JAMES
T. JAMES	27	27	68	R. LARKIN
R. LARKIN	68	68		
L. MOODY	66	66		
M. HAMOD	13	12		
J. FAVELLE	33	48		
V. KNEZOVIC	48	33		
N. LAKUSIC	12	93		
T. McCLURE	93	13		
W. HUNT	46	46		
O. SKINNER	40	40		
E. ANDREW	18	18		

\*\*\* RACE RED FLAGGED DUE TO CRASH OF NO. 29 (H. NELSON) AT TURN 11. RE-START PENDING FOR 3 LAPS WITH GRID BASED ON LAPS COMPLETED WHEN RED FLAGGED \*\*\*

The results are provisional until the end of the time limit for protests and appeals.

*Scott Lang*  
 Chief Timekeeper - Scott Lang

*Tom Williams*  
 Race Director - Tom Williams

*Paul Hinds*  
 Clerk of Course - Paul Hinds



www.computime.com.au  
 COMPUTIME RACE TIMING SYSTEMS PTY LTD





# Winton Motor Raceway

## Round 2 : March 12 - 14



ASBK.COM.AU f t i y

Date: 13/03/21  
 Event: R03G  
 Weather: Cloudy / windy - Temp: 28.0C  
 Track: Dry - Temp: 32.6C

### Race 1 - Red Flag

Started at: 16:26:01  
 Laps: 6  
 Starters: 19  
 Printed at: 18:35


### PROVISIONAL BEST PARTIAL TIMES


Pos	Split 1		Split 2		Split 3		Split 4		LAP		Ideal	Fastest
	Name	Time	Name	Time	Name	Time	Name	Time	Name			
1	R. LARKIN	15.412	H. NELSON	17.137	C. SWAIN	35.235	H. NELSON	36.594	H. NELSON	1:44.557	1:44.769	
2	C. SWAIN	15.519	N. O'NEILL	17.178	H. NELSON	35.257	C. SWAIN	36.762	C. SWAIN	1:44.754	1:44.786	
3	N. O'NEILL	15.552	C. SWAIN	17.238	R. NAUTA	35.672	R. NAUTA	37.033	R. NAUTA	1:45.797	1:46.373	
4	H. NELSON	15.569	V. FLEMING	17.336	H. THOMPSON	35.806	R. LARKIN	37.166	H. THOMPSON	1:46.152	1:46.368	
5	R. NAUTA	15.576	R. LARKIN	17.398	V. FLEMING	35.877	H. THOMPSON	37.197	N. O'NEILL	1:46.380	1:46.822	
6	T. JAMES	15.597	R. NAUTA	17.516	T. JAMES	35.999	T. JAMES	37.306	V. FLEMING	1:46.398	1:46.646	
7	H. THOMPSON	15.625	H. THOMPSON	17.524	L. RUSSO	36.141	V. FLEMING	37.311	T. JAMES	1:46.489	1:46.659	
8	L. RUSSO	15.645	H. WATTS	17.539	N. O'NEILL	36.213	H. WATTS	37.365	R. LARKIN	1:46.514	1:47.304	
9	J. FAVELLE	15.781	T. JAMES	17.587	H. WATTS	36.414	N. O'NEILL	37.437	L. RUSSO	1:47.109	1:47.189	
10	M. HAMOD	15.841	L. RUSSO	17.629	R. LARKIN	36.538	L. RUSSO	37.694	H. WATTS	1:47.160	1:47.167	
11	H. WATTS	15.842	V. KNEZOVIC	18.104	L. MOODY	36.991	V. KNEZOVIC	38.410	L. MOODY	1:49.921	1:49.962	
12	V. FLEMING	15.874	L. MOODY	18.221	V. KNEZOVIC	37.239	L. MOODY	38.638	V. KNEZOVIC	1:49.933	1:52.875	
13	L. MOODY	16.071	N. LAKUSIC	18.331	J. FAVELLE	37.513	M. HAMOD	38.709	M. HAMOD	1:50.468	1:59.743	
14	V. KNEZOVIC	16.180	T. McCLURE	18.366	M. HAMOD	37.516	J. FAVELLE	38.771	J. FAVELLE	1:50.620	1:54.348	
15	T. McCLURE	16.192	M. HAMOD	18.402	N. LAKUSIC	37.632	N. LAKUSIC	39.044	N. LAKUSIC	1:51.417	1:51.694	
16	N. LAKUSIC	16.410	W. HUNT	18.535	W. HUNT	37.809	T. McCLURE	39.323	T. McCLURE	1:51.935	1:52.392	
17	W. HUNT	16.432	J. FAVELLE	18.555	T. McCLURE	38.054	W. HUNT	39.348	W. HUNT	1:52.124	1:54.009	
18	O. SKINNER	16.950	O. SKINNER	19.639	O. SKINNER	39.698	O. SKINNER	40.594	O. SKINNER	1:56.881	1:57.727	
19	E. ANDREW	18.560	E. ANDREW	20.754	E. ANDREW	42.562	E. ANDREW	41.432	E. ANDREW	2:03.308	2:03.308	

\*\*\* RACE RED FLAGGED DUE TO CRASH OF NO. 29 (H. NELSON) AT TURN 11. RE-START PENDING FOR 3 LAPS WITH GRID BASED ON LAPS COMPLETED WHEN RED FLAGGED \*\*\*

The results are provisional until the end of the time limit for protests and appeals.

  
 Chief Timekeeper - Scott Lang

  
 Race Director - Tom Williams

  
 Clerk of Course - Paul Hinds



www.computime.com.au  
 COMPUTIME RACE TIMING SYSTEMS PTY LTD







# Winton Motor Raceway

## Round 2 : March 12 - 14



ASBK.COM.AU f t i y

Date: 13/03/21  
 Event: R03G  
 Weather: Cloudy / windy - Temp: 28.0C  
 Track: Dry - Temp: 32.6C

### OCEANIA JUNIOR CUP

#### Race 1 - Red Flag

## PROVISIONAL GRID SHEET

Started at: 16:26:01  
 Laps: 6  
 Starters: 19  
 Printed at: 18:35



	3 65 N. O'NEILL 5:26.882	2 42 R. NAUTA 5:26.514	1 26 C. SWAIN 5:21.887	1
6 41 H. THOMPSON 5:30.452	5 72 L. RUSSO 5:30.067	4 35 V. FLEMING 5:27.394		2
	9 68 R. LARKIN 5:31.726	8 27 T. JAMES 5:31.005	7 14 H. WATTS 5:30.787	3
12 48 V. KNEZOVIC 3:53.407	11 12 N. LAKUSIC 3:52.265	10 66 L. MOODY 3:48.823		4
	15 13 M. HAMOD 3:59.489	14 93 T. McCLURE 3:55.384	13 33 J. FAVELLE 3:54.654	5
18 18 E. ANDREW 4:15.822	17 40 O. SKINNER 4:05.513	16 46 W. HUNT 3:59.681		6
			19 29 H. NELSON 3:35.353	7

*Scott Lang*  
 Chief Timekeeper - Scott Lang

*Tom Williams*  
 Race Director - Tom Williams

*Paul Hinds*  
 Clerk of Course - Paul Hinds



www.computime.com.au  
 COMPUTIME RACE TIMING SYSTEMS PTY LTD





# Winton Motor Raceway

## Round 2 : March 12 - 14



ASBK.COM.AU f t i y

Date: 13/03/21  
Event: R03G  
Weather: Cloudy / windy - Temp: 28.0C  
Track: Dry - Temp: 32.6C

### Race 1 - Red Flag

Started at: 16:26:01  
Laps: 6  
Starters: 19  
Printed at: 18:35

### PROVISIONAL RACE INFORMATION

Time	Description
16:22:13	PIT EXIT OPEN FOR 1 MIN
16:23:05	PIT EXIT CLOSED
16:24:17	BIKES ON GRID
16:26:01	Event Start
16:31:35	Red Flag
16:32:05	RED FLAG - CRASH AT TURN 11 - No. 29
16:32:10	Event Finish
18:26:14	Event Declared

\*\*\* RACE RED FLAGGED DUE TO CRASH OF NO. 29 (H. NELSON) AT TURN 11. RE-START PENDING FOR 3 LAPS WITH GRID BASED ON LAPS COMPLETED WHEN RED FLAGGED \*\*\*

The results are provisional until the end of the time limit for protests and appeals.

Chief Timekeeper - Scott Lang

Race Director - Tom Williams

Clerk of Course - Paul Hinds



[www.computime.com.au](http://www.computime.com.au)  
COMPUTIME RACE TIMING SYSTEMS PTY LTD

